

**Alameda County Health Care for the Homeless Commission**

Finance and Budget Sub-Committee Meeting  
 1404 Franklin St, Suite 200, Oakland, CA 94612  
 January 12, 2024  
 9:30am – 11:00am

**Microsoft Teams meeting**

**Join on your computer, mobile app or room device**

[Click here to join the meeting](#)

Meeting ID: 266 376 804 572

Passcode: 2a2Uge

[+1 415-915-3950](tel:+14159153950), [183374331#](tel:183374331) United States, San Francisco

[\(888\) 715-8170](tel:8887158170), [183374331#](tel:183374331) United States (Toll-free)

Phone Conference ID: 183 374 331#

**Agenda**

1. Review Agenda	Deidra Perry
2. ACHCH Program Budget Overview	Luella Penserga
3. HRSA Base Grant Spend Down	Deidra Perry
4. HRSA CY24 Budget	David Modersbach
5. Future Agenda Items & Next Meeting a. Meeting dates for 2024 April 5; July 12, October 4	Qinglin Wu

**Date: January 11, 2024**

**To: ACHCH Commission Budget & Finance Subcommittee**

**From: Luella Penserga, ACHCH Deputy Director and Deidra Perry, ACHCH Finance Manager**

**Re: ACHCH Program Budget Overview (FY 2024 Mid-Year Report)**

This following budget/finance report covers the period of July 1 to December 31, 2023, the first 6 months of the Alameda County Fiscal Year (FY) 2023-2024.

#### *Expenditures*

Overall, ACHCH is on target with spending down the budgets approved by the Board of Supervisors and ACHCH Commission. Total actual expenses through December 31, 2023 were \$4,555,094, or 35% of the approved total budget. Generally, the 35% represents ACHCH staff vacancies and lag-time in invoices coming in from CBO contractors. We plan to fully spend out the FY2024 approved budget.

As a reminder the largest categories of spending for ACHCH are Community Based Organization (CBO) contracts, Professional & Specialized Services, County ACHCH staff (Salaries & Employee Benefits).

#### *Revenue*

The largest sources of revenue to cover ACHCH expenditures are: HRSA Health Center Program base grant, HRSA supplemental grants, Mental Health Services Act (MHSA) funds, SAMSHA Mental Health Block Grant, Medi-Cal Administrative Activities (MAA) billing, and Alameda County general funds.

ACHCH is primarily funded by grants. In addition to grants, we are beginning to plan for Medi-Cal billing. Currently, we are focused on implementing an Electronic Health Record (EHR) system (Epic) which provides clinical quality infrastructure and billing capability. ACHCH is scheduled to “go-live” with Alameda Health System’s Epic (Community Connect) next month. As part of Epic implementation, ACHCH is working with AHS on a Revenue Cycle Management (RCM) strategy to bill Medi-Cal, including for any eligible Enhanced Care Management (ECM) and specialty mental health services under Medi-Cal.

#### *Alameda County Annual Budget Planning for FY2024*

Alameda County kicked off budget planning for the upcoming Fiscal Year 2024-2025. All programs, including ACHCH, are required to develop program-specific budgets. ACHCH’s budget is inclusive of the 3-year HRSA grant budget that was approved by the Commission in July 2023 as part of the Service Area Competition submission to HRSA.

**Alameda County Health Care for the Homeless**  
**July 1, 2023 - December 31, 2023**

	FY 2024 Approved Budget	FY 2024 Through 12/31/23	%
<b>Total Expenses</b>	<b>\$ 13,202,191</b>	<b>\$ 4,555,094</b>	<b>35%</b>
<b>Revenues and IFTs</b>			
IFTs - MHSA, SAMSHA	\$ (3,806,273)	\$ (108,589)	3%
HRSA base, ARPA, MAA	\$ (7,131,634)	\$ (2,678,229)	38%
CalAIM PATH CITED grant	\$ (200,000)	\$ -	0%
Other	\$ (17,193)	\$ -	0%
Operating Transfers-In	\$ (78,750)	\$ -	0%
Net County Cost (County General Fund)	\$ (1,968,341)	\$ (1,768,276)	90%
<b>Total Revenue and IFTs</b>	<b>\$ (13,202,191)</b>	<b>\$ (4,555,094)</b>	<b>35%</b>

	(A)		Actual YTD	
	Adjusted	Actual YTD	as of	Actual YTD
	Budget	as of	12/31/2023	as of
		12/31/2023	(%)	12/31/2023
				Budget Narrative
<b>Appropriation</b>				
Board-Approved Expenditures				
<b>Total Salaries and Employee Benefits</b>	<b>5,408,970</b>	<b>2,284,068</b>	<b>42%</b>	32 FTEs, not incl 3 Reg. Coordinator FTEs (see Spec Dept Expense)
<b>Discretionary Services and Supplies</b>				
Util-Cell Phones	30,834	13,445	44%	Verizon @ \$2k/month
Eq Rent & Lease-Copier	9,296	1,138	12%	Konica: 2 copiers @ \$500/mo
R & M-Equipment	34,625	6,038	17%	D.A.D. Cleaning - van cleaning service @ \$575/mo; HCSA charges
Transportation	2,000	3	0%	BART, tolls, parking costs
Mileage	3,000	900	30%	Reimbursement for personal vehicle use
Travel	15,000	3,275	22%	Out Of State Training airfare, hotel, meals, Lyft, etc - NHCHC, Street Medicine, Epic related travel.
Training	47,200	15,285	32%	CCAB and mortality work stipends, Registrations - NHCHC, Street Medicine, Epic, AED, ultrasound; staff retreat rental costs.
Security Services	10,458	1,463	14%	Bay Alarm for 1404 Franklin
Prof & Specialized Svcs	960,462	150,205	16%	Incl: consultants for medical, dental, pharmacy; Epic; compliance system; strategic planning.
Prof-Courier Service	163	14	9%	FedEx
Prof-Fingerprinting Svcs	300		0%	For new staff
Adm & Financial Svcs	190,000	119,395	63%	HCSA Finance Dept annual \$190k charge
Temporary Services	0	3,024		Temporary staff (TAP) - assignment ended in Q1
CBO Contracts	4,675,835	1,542,701	33%	Inc. Onsite Dental van clinic, Fruitvale Optometry, Alameda Health System, Street health contracts LifeLong, BACH, Tiburcio
Memberships & Dues	5,500		0%	NHCHC, Street Medicine memberships; Pharmacy and CLIA licenses
Interdepartmental Charges	104,500	5,260	5%	MOUs w/Public Health CAPE (mortality analysis, focus groups), ACBH
Spcl Departmental Exp	654,290	2,301	0%	3 Reg. Coord and other S&EBs w/cost centers changing; GSA charges for recycling
Spcl Exp-Incentives	311	2,694	866%	Client expenses: Lyft, gift cards for HRSA allowable client expenses, tents
Food	2,500		0%	Consumer focus groups; food for retreats (do not bill to HRSA)
Office Expense	43,949	6,887	16%	Street health supplies; Xylazine test strips; Narcan supplies
Ofc Exp-Office Supplies	23,938	591	2%	Office supplies; GRM storage fees
Ofc Supplies-Outside Printing	13,166	4,485	34%	GG Greenhouse awards; graphic design for mortality reports; ACHCH tshirts etc
Supplies-Water	30,444	17,936	59%	Culligan H2O for office; community distribution via Bigge St OFD (ended Q2).
Noncapitalized Fixed Assets	98,222	1,030	1%	Phones, hotspots, scanners, printers, ergo equipment, key copies
Noncap Assets-PC Peripherals	0			
Noncap Assets-Software	0			Incl above in 620201: Docusign, Adobe, Snagit.
<b>Total Discretionary Services and Supplies</b>	<b>6,955,994</b>	<b>1,898,070</b>	<b>27%</b>	
<b>Non-Discretionary Services</b>				
Communications	0	3,081		
Motor Vehicle Transp	0	13,586		
BMD Space Rental	758,000	263,806	35%	ACHCH space rental; and Communications, Vehicles, IT costs.
Info Technology Svcs	79,227	92,482	117%	
<b>Total Non-Discretionary Services</b>	<b>837,227</b>	<b>372,955</b>	<b>45%</b>	
<b>Intra-Fund Transfers</b>				
Board-Approved financial offset from ACBH for ACHCH expenditures incl: Trust clinic, street health services, 3 of 4 ACHCH regional coordinator positions				
<b>Total Intra-Fund Transfers</b>	<b>(3,806,273)</b>	<b>(108,589)</b>	<b>3%</b>	
<b>Total Appropriation</b>	<b>9,395,918</b>	<b>4,446,504</b>	<b>47%</b>	Total Board-Approved Expenditures
<b>Revenue</b>				
<b>Aid from Governmental Agencies - Federal</b>				
MAA	(486,062)	(27,568)		Medical Administrative Activities (MAA) claiming
Federal Health Programs	(6,645,572)	(2,650,661)		HRSA Base and ARPA capital grant drawdowns
<b>Aid from Governmental Agencies - Federal</b>	<b>(7,131,634)</b>	<b>(2,678,229)</b>		
<b>Charges for Current Services</b>				
Medi-Cal	(200,000)			State CalAIM PATH CITED grant - consultant for Enhanced Care Mgmt billing for Street Health Services
<b>Total Charges for Current Services</b>	<b>(200,000)</b>	<b>0</b>		
<b>Other Revenue</b>				
Other Revenue	(17,193)			
<b>Total Other Revenue</b>	<b>(17,193)</b>	<b>0</b>		
<b>Other Financing Services</b>				
Operating Transfers-In	(78,750)			ACBH Measure A: Cardea Substance Use Navigators (SUNs) at OakDays Permanent Supportive Housing, Henry Robinson Center
<b>Total Other Financing Services</b>	<b>(78,750)</b>	<b>0</b>		
<b>Total Revenue</b>	<b>(7,427,577)</b>	<b>(2,678,229)</b>		
<b>Net County Cost</b>	<b>1,968,341</b>	<b>1,768,275</b>		County General funds



### Revenue Summary

Grant	Award Number	Grant Period	Grant Amount	Funds available as of <b>01.11.2024</b>	Purpose
HRSA Base Grant	H80CS00047	1.1.2023 - 12.31.2023	\$,4,609,580*	\$233,993.53*	Health Center Program services
HRSA Base Grant	H80CS00047	1.1.2024 – 12.31.2024	\$4,552,466	\$4,552,466	Health Center Program services
MHSA/MHBG	Intra-Fund Transfer	7.1.2023 – 6.30.2024	\$3,806,273	\$3,697,684	Health Center, Regional Coordinators
HRSA C8E Capital Improvement	C8ECS44537	Ends 9.14.24	\$501,714	\$363,540	AHS Eastmont Expansion (dental), AHS dental van, LifeLong mobile van
HRSA H8G Expanding COVID-19 Vaccination (ECV) \$137,587 + \$27,500	H8GCS47711	Extension requested 12.1.2022 - 12.31.2023	\$165,087	\$165,087	
HRSA COVID-19 Bridge Access	H8LCS50844	9.1.2023 – 12.31.24	42,094	\$42,094	COVID-19 vaccines via New Oakland Pharmacy

ACBH Measure A allocation (Substance Use Navigators, S.U.N.s)		7.1.2023 – 6.30.2024	78,750	\$78,750	SUNs for Cardea-served sites 8350 Edes PSH, and Henry Robinson Center
Cal-AIM Path CITED		TBD	200,000	\$200,000	Wellbrook Partners-build capacity to participate in CalAIM Enhanced Care Mgmt (ECM)
MAA Revenue				\$1,289,897.03	
NHCHC/CDC (Vaccine Ambassadors)		TBD	\$173,000	\$105,111.44	
Unapplied Receipts (Unearned Revenue)				\$838,779.54	

\*Includes \$57,114 Primary Care HIV Prevention (PCHP) Electronic Document Manager (EDM) award in HRSA supplemental funding to Base Grant - H80CS00047

Appendix A - Utilization Data

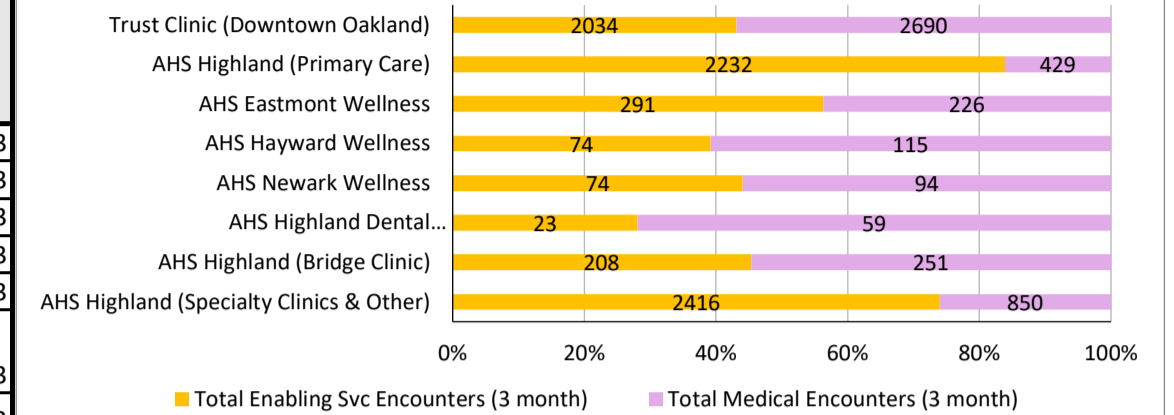
Summary Tables, Total Patients and Encounters, by Type, By Provider, by Location

Period: June - August 2023.

Primary & Specialty Care Providers/Locations, Total Encounters and Patients (rolling 3 months)

Provider	Location	Total Enabling Svc Encounters (rolling 3 months)	Total Medical Encounters (rolling 3 months)	Total encounters (rolling 3 months)	Total unduplicated patients (rolling 3 months)	Total # Encounters per patient (rolling 3 months)	Period
LifeLong Medical Care	Trust Clinic (Downtown Oakland)	2034	2690	4724	969	4.9	June - August '23
Alameda Health System	AHS Highland (Primary Care)	2232	429	2661	778	3.4	June - August '23
Alameda Health System	AHS Eastmont Wellness	291	226	517	234	2.2	June - August '23
Alameda Health System	AHS Hayward Wellness	74	115	189	94	2.0	June - August '23
Alameda Health System	AHS Newark Wellness	74	94	168	68	2.5	June - August '23
Alameda Health System	AHS Highland Dental (Half Day Homeless Appt Block)	23	59	82	65	1.3	June - August '23
Alameda Health System	AHS Highland (Bridge Clinic)	208	251	459	204	2.3	June - August '23
Alameda Health System	AHS Highland (Specialty Clinics & Other)	2416	850	3266	821	4.0	June - August '23

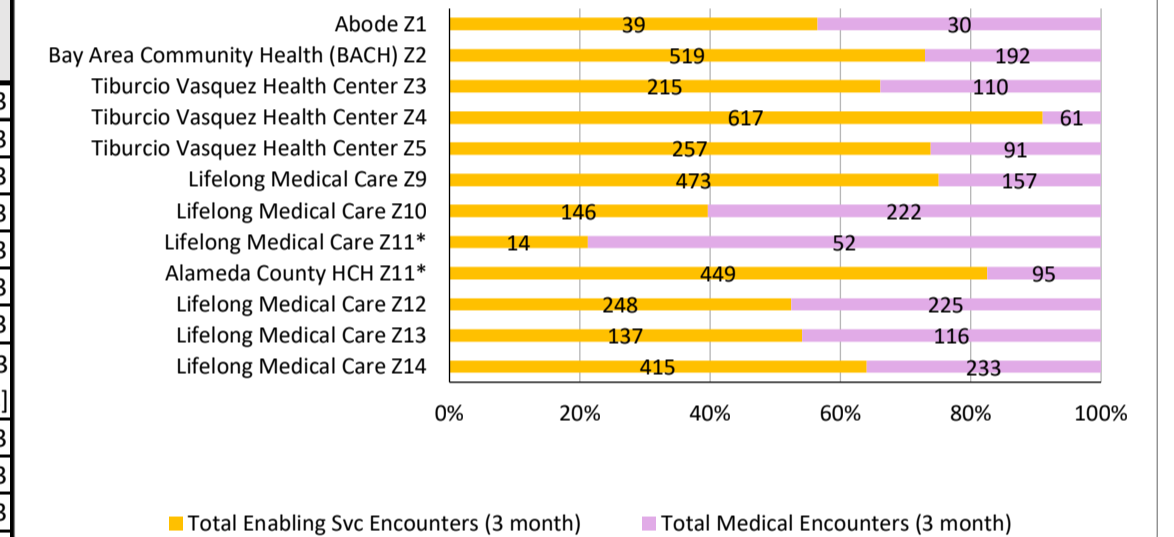
Primary & Specialty Care: Mix of Enabling vs. Medical Encounters (June - August '23)



Street Health Care Providers/Locations, Total Encounters and Patients (rolling 3 months)

Provider	Location	Total Enabling Svc Encounters (rolling 3 months)	Total Medical Encounters (rolling 3 months)	Total encounters (rolling 3 months)	Total unduplicated patients (rolling 3 months)	Total # Encounters per patient (rolling 3 months)	Period
Abode Z1	Zone 1 (East County: Tri Valley cities, and	39	30	69	53	1.3	June - August '23
Bay Area Community Health (BACH) Z2	Zone 2 (South County: Fremont and Newark)	519	192	711	154	4.6	June - August '23
Tiburcio Vasquez Health Center Z3	Zone 3 (Hayward, Union City, and parts of	215	110	325	93	3.5	June - August '23
Tiburcio Vasquez Health Center Z4	Zone 4 (Unincorporated County and parts of	617	61	678	151	4.5	June - August '23
Tiburcio Vasquez Health Center Z5	Zone 5 (San Leandro and Alameda)	257	91	348	90	3.9	June - August '23
Lifelong Medical Care Z9	Zone 9 (Oakland - downtown)	473	157	630	146	4.3	June - August '23
Lifelong Medical Care Z10	Zone 10 (Oakland - West)	146	222	368	124	3.0	June - August '23
Lifelong Medical Care Z11*	Zone 11 (Oakland - North)	14	52	66	49	1.3	July - August '23 [2 months]
Alameda County HCH Z11*	Zone 11 (Oakland - North)	449	95	544	173	3.1	June - August '23
Lifelong Medical Care Z12	Zone 12 (Oakland - West, Emeryville)	248	225	473	139	3.4	June - August '23
Lifelong Medical Care Z13	Zone 13 (Berkeley, Oakland - North)	137	116	253	81	3.1	June - August '23
Lifelong Medical Care Z14	Zone 14 (Berkeley, Albany)	415	233	648	126	5.1	June - August '23

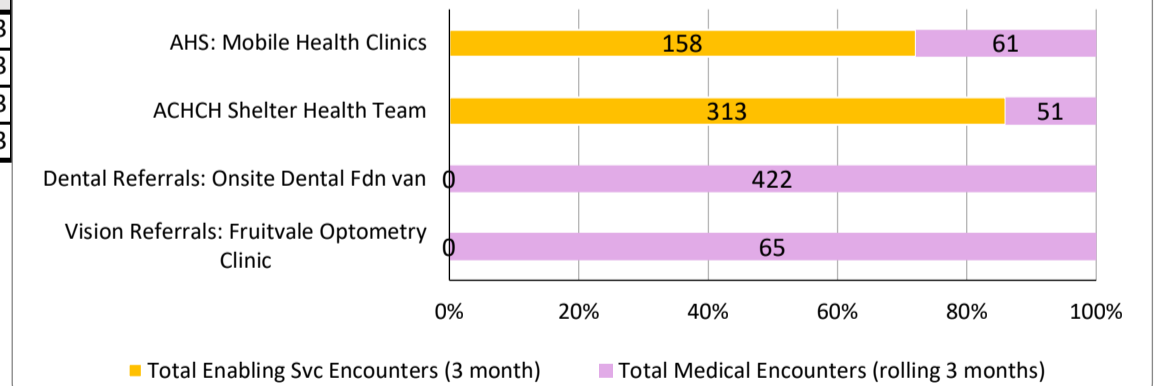
Street Health: Mix of Enabling vs. Medical Encounters (June - August '23)



Shelter Health Care Providers/Locations, Total Encounters and Patients (rolling 3 months)

Provider/Location	Total Enabling Svc Encounters (rolling 3 months)	Total Medical Encounters (rolling 3 months)	Total encounters (rolling 3 months)	Total unduplicated patients (rolling 3 months)	Total # Encounters per patient (rolling 3 months)	Period
AHS: Mobile Health Clinics	158	61	219	97	2.3	June - August '23
ACHCH Shelter Health Team	313	51	364	236	1.5	June - August '23
Dental Referrals: Onsite Dental Fdn van	0	422	422	150	2.8	June - August '23
Vision Referrals: Fruitvale Optometry Clinic	0	65	65	64	1.0	June - August '23

Shelter Health: Mix of Enabling vs. Medical Encounters (June - August '23)



Definitions:

Supportive Service Encounters: Enabling services include case management, food and hygiene assistance, health education/supportive counseling, referrals, transportation, and housing assistance.

Clinical Encounters: Encounters between a patient and a licensed or credentialed provider who exercises independent professional judgment in providing documented services and individualized care that take place in-person or virtually. Category includes the following UDS visit service types: Medical, Mental Health, Dental, Other Professional, and Vision.



Alameda County  
**Health Care for  
the Homeless**

<b>HRSA CY 2024 Budget</b>	
<b>CATEGORIES</b>	<b>GRANT AMOUNT</b>
Personnel	\$1,437,495
Fringe Benefits	\$611,087
Travel	\$20,000
Supplies	\$73,768
Contractual	\$2,084,316
Other	325,800
<b>TOTAL</b>	<b>\$4,552,466</b>