

Alameda County Health Care for the Homeless Commission
Finance and Contracts Sub-Committee Meeting
April 7, 2023
9:30am – 11:00am

Microsoft Teams meeting

[Click here to join the meeting](#)

Meeting ID: 246 637 941 743

Passcode: x9Woj7

[+1 415-915-3950,329545612#](tel:+14159153950329545612) United States, San Francisco

[\(888\) 715-8170,329545612#](tel:8887158170329545612) United States (Toll-free)

Phone Conference ID: 329 545 612#

Agenda

Invited: Lynette Lee, Gregory Kats, Lois Bailey Lindsey, Lucy Kasdin, Luella Penserga, David Modersbach, Terri Moore, Alex Martin, Qinglin (Candice) Wu.

1. Review Minutes, Agenda	All
2. ACHCH Budget – Brief Overview	Luella Penserga
3. GY 2022 HRSA Base Grant Spend Down & Rollover Report	Alex Martin, HCSA
4. ACHCH Health Center UDS Contract/Staffing/Finance Overview CY2022	David Modersbach
5. HRSA COVID Funding Update	David Modersbach
6. 2024-2026 HRSA Services Area Competition timeline	David Modersbach
7. Future Agenda Items & Next Meeting a. Next Finance Meeting: July 7, 2023	

		2021 - 22	Adopted	Budget	2022 - 23	Actual YTD
		Actuals	Budget	Adjustment	Adopted Adjusted Budget	as of 03/31/2023
Appropriation						
Salaries and Employee Benefits						
600001	Salaries & Wages	2,958,486	3,339,423	364,547	3,703,970	1,898,277
600004	Salary & wage-Intermittent	210,730	0	0	0	119,750
600101	Overtime	4,743	0	0	0	7,647
600104	Overtime-Intermittent	1,408	0	0	0	1,648
600201	Retire Tier 1 Contrib		85,397		85,397	
600301	Retire Tier 2 Contrib	166,116	563,145		563,145	109,860
600321	Retire Tier 4 Contributions	456,243	158,890		158,890	287,923
600401	Social Security Contrib	170,409	185,943		185,943	107,333
600404	SS Contrib-Intermittent	12,834	0		0	7,549
600501	HI Tax Contrib	42,706	48,420		48,420	28,047
600504	HI Tax-Intermittent	3,002	0		0	1,765
600601	Hlth Ins Contrib	331,071	293,688		293,688	272,728
600604	Hlth Ins-Intermittent	17,303	0		0	15,365
600701	Dental Hlth Ins Contrib	19,086	40,518		40,518	16,022
600704	Dental Ins-Intermittent	1,090	0		0	1,015
600801	Other Employee Benefits	6,885	39,494		39,494	47,068
601101	SDI Contrib	15,106	16,467		16,467	8,621
601104	SDI-Intermittent	1,178	0		0	634
601301	Cafeteria Benefit Allowance	57,608	0		0	39,389
	Total Salaries and Employee Benefits	4,476,003	4,771,385	364,547	5,135,932	2,970,642
Discretionary Services and Supplies						
610023	Util-Cell Phones	19,242	25,000	7,502	32,502	14,148
610074	Eq Rent & Lease-Copier	7,406	15,000	470	15,470	3,890
610101	Rent & Lease-Space	31,639	0	56,993	56,993	0
610141	R & M-Equipment	40,606	30,000		30,000	24,748
610191	Transportation	75	2,500		2,500	
610193	Mileage	4,644	2,500		2,500	1,474
610201	Travel	5,123	35,000		35,000	6,546
610211	Training	22,115	30,000		30,000	39,696
610251	Security Services	461	5,000	4,646	9,646	4,897
610261	Prof & Specialized Svcs	119,567	620,936	78,528	699,464	135,050
610266	Prof-Courier Service	0	0	200	200	81
610269	Prof-Fingerprinting Svcs	81	300		300	
610271	Prof-Interpreting Svcs		0		0	0
610311	Adm & Financial Svcs	190,000	190,000		190,000	180,466
610321	Temporary Services	39,162	0		0	23,169
610341	CBO Contracts	3,966,862	3,792,817	252,438	4,045,255	2,901,473
610351	Memberships & Dues	5,523	6,500		6,500	6,920
610441	Interdepartmental Charges	75,469	397,000		397,000	46,935
610461	Spcl Departmental Exp	2,693	2,407,492	0	2,407,492	3,975
610464	Spcl Exp-Incentives	25,877	30,000	326	30,326	15,835
620031	Food	1,028	4,600	1,231	5,831	2,151
620041	Office Expense	38,869	85,401	6,795	92,196	24,174
620051	Ofc Exp-Office Supplies	2,101	15,000	14,183	29,183	362
620054	Ofc Supplies-Outside Printing	4,858	15,000	2,396	17,396	1,127
620196	Supplies-Water	42,391	62,500	32,609	95,109	32,163
620201	Noncapitalized Fixed Assets	637	15,000	1,377	16,377	59,031
620271	Noncap Assets-Software		0		0	1,089
	Total Discretionary Services and Supplies	4,646,429	7,787,546	459,695	8,247,241	3,529,400
Non-Discretionary Services						
630021	Communications	6,775	0		0	4,942
630041	Motor Vehicle Transp	38,125	0		0	21,770
630051	BMD Space Rental		774,800		774,800	
630051-04645	Unknown	339,629	0		0	380,348
630051-04690	Unknown	875	0		0	
630051-04770	Unknown	170,239	0		0	100,398
630051-17163	Unknown	258	0		0	
630061	Info Technology Svcs	175,836	0	226	226	35,755
	Total Non-Discretionary Services	731,737	774,800	226	775,026	543,211
Other Charges						
640027	Client Allow-Pharmaceuticals		0		0	12,186
	Total Other Charges	0	0	0	0	12,186
Intra-Fund Transfers						
660001	S&EB Transfers	(1,892,608)	(4,207,772)		(4,207,772)	(313,290)
660011	Interdept Services Rendered	(1,448,102)	(1,240,422)		(1,240,422)	(203,534)
	Total Intra-Fund Transfers	(3,340,710)	(5,448,194)	0	(5,448,194)	(516,824)
Other Financing Uses						
670011	Operating Transfers-Out	108,951	0		0	
	Total Other Financing Uses	108,951	0	0	0	0
	Total Appropriation	6,622,411	7,885,537	824,468	8,710,005	6,538,615
Revenue						
Aid from Governmental Agencies - State						
454900	Miscellaneous State Aid		0	(30,000)	(30,000)	
	Total Aid from Governmental Agencies - State	0	0	(30,000)	(30,000)	0
Aid from Governmental Agencies - Federal						
456110	Federal Health Administration		0	(364,547)	(364,547)	
456120	Federal Health Programs	(4,668,146)	(6,517,975)	(65,500)	(6,583,475)	(3,254,440)
	Total Aid from Governmental Agencies - Federal	(4,668,146)	(6,517,975)	(430,047)	(6,948,022)	(3,254,440)
Charges for Current Services						
469990	Other Charges for Current Svcs	0	0		0	(71,829)
	Total Charges for Current Services	0	0	0	0	(71,829)
Other Revenue						
479990	Other Revenue	(17,251)	(25,000)		(25,000)	
479993	Tobacco Health Care Initiative	(266,702)	0		0	
	Total Other Revenue	(283,953)	(25,000)	0	(25,000)	0
Other Financing Services						
485110	Operating Transfers-In	0	0		0	(19)
	Total Other Financing Services	0	0	0	0	(19)
	Total Revenue	(4,952,099)	(6,542,975)	(460,047)	(7,003,022)	(3,326,288)
	Net County Cost	1,670,311	1,342,562	364,421	1,706,983	3,212,327

GY2022 HRSA Base Grant Spend Down	FY22 Q3	FY22 Q4	FY23 Q1	FY23 Q2	FY23 Q3	GY2022 TOTAL
Salaries and Employee Benefits (SEB)	229,489	401,836	143,882	372,516	99,303	1,247,025
Discretionary Services and Supplies (DSS)	683,328	587,826	730,930	806,488	33,012	2,841,584
Internal Service Fund (ISF)	7,281	7,335	8,050	9,993	-	32,659
Other Charges	-	-	-	-	-	-
Total	920,098	996,996	882,862	1,188,997	132,314	4,121,267

311,756 average

Total GY2022 HRSA Base Award Amount

4,498,954 Amount authorized in PMS as of 9/30/22


Balance remaining

377,687 8.4% as of 12/22/22


Source: Quarterly HRSA Base Grant Drawdown Workbooks



Alameda County **Health Care for the Homeless**



ACHCH 2022 HRSA Uniform Data System (UDS) Report



Alameda County Health Care for the Homeless
ACHCH Commission Meeting
17 March 2023
David Modersbach

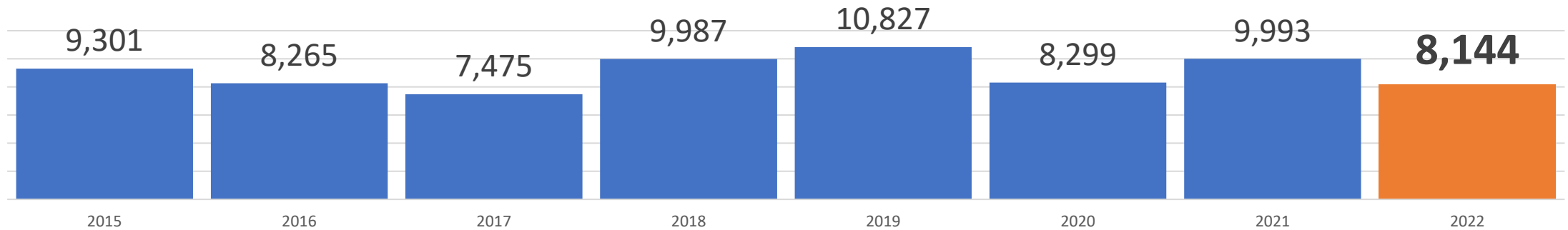


The HRSA federal health center **Uniform Data System** documents the numbers of visits, patients, patient demographics, and the staffing, revenue, costs associated with all health center patient in-scope health care services provided to health center patients in the calendar year 2022.

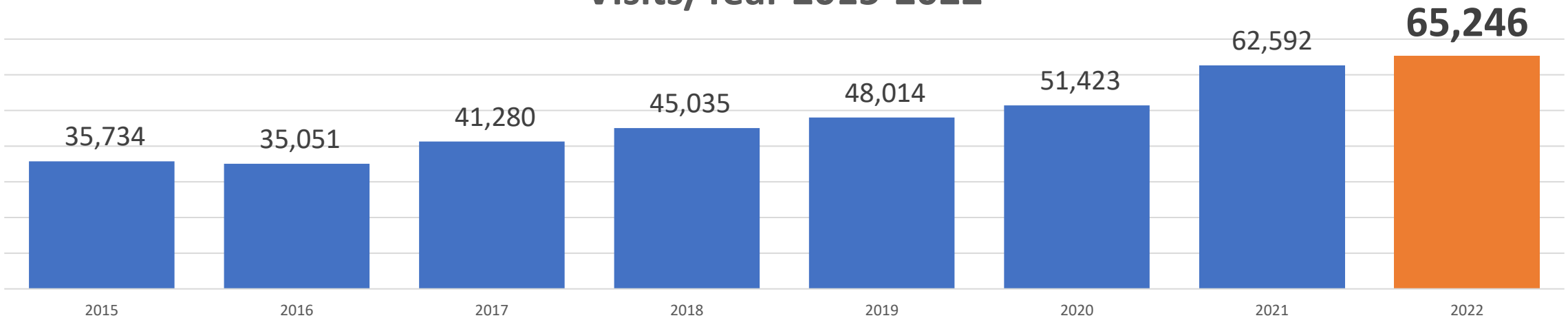
ACHCH submitted initial submission on 2/15. The next step is the HRSA reader review. ACHCH makes any requested corrections after the review in March, with final UDS report by end of March.



Patients/Year 2015-2022



Visits/Year 2015-2022





2022	2021	2020
Race: People of Color 72% Black 39% Latinx 22% White 25% Asian 4% Am. Indian 1% NH/OPI 1%	Race: People of Color 77% Black 40% Latinx 21% White 23% Asian 4% Am. Indian 1% NH/OPI 1%	Race: People of Color 75% Black 41% Latinx 26% White 25% Asian 4% Am. Indian 1% NH/OPI 0.7%
Homeless Status: sheltered: 30% unsheltered 25% doubled up 45%	Homeless Status: sheltered: 45% unsheltered 18% doubled up 35%	Homeless Status: sheltered: 34% unsheltered 22% doubled up 31%
Sex: male 63% female 37%	Sex: male 62% female 38%	Sex: male 62% female 38%



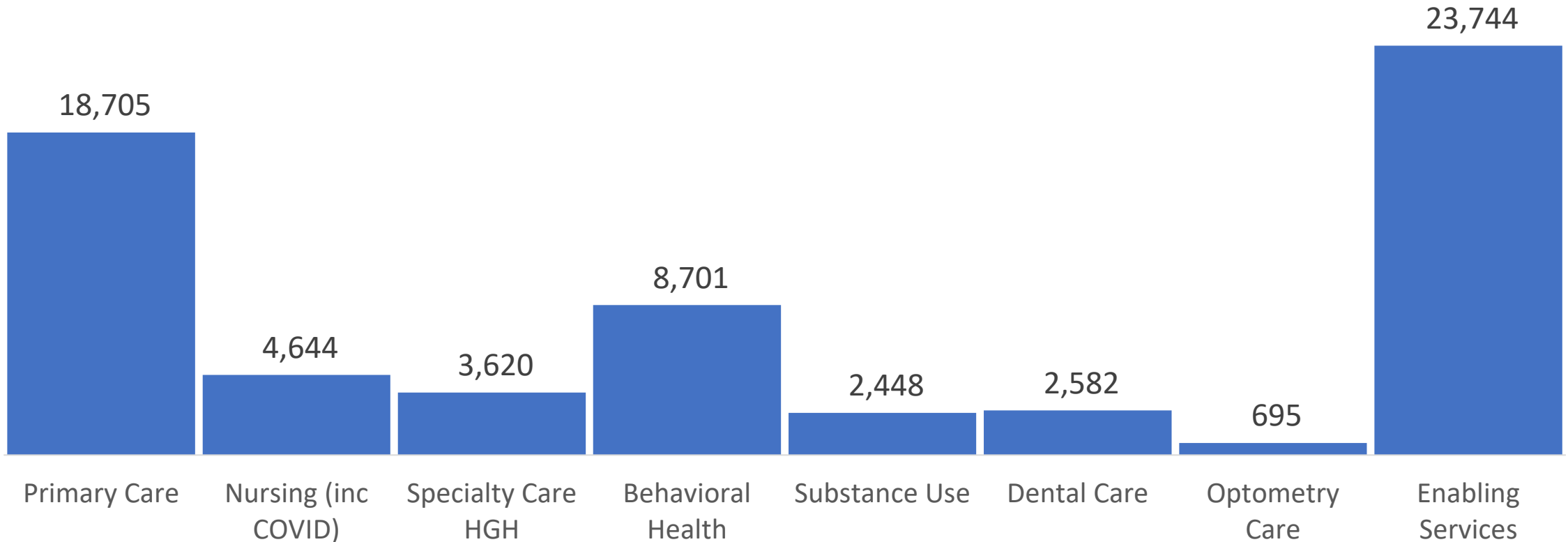
In 2022, ACHCH health center services took place at the following Scope of Service Sites:

ACHCH Directly-Provided Care	ACHCH-referred Care	ACHCH-Directed Street Health	Subrecipient Alameda Health System	Lifelong Subawardee Primary Care
ACHCH Shelter Health Services	Onsite Dental	Lifelong Medical Care Street Health Teams Zones 9, 10,12,13,14	Primary Care: Highland, Newark, Hayward, Eastmont Wellness Centers	Lifelong TRUST Health Center
ACHCH Shelter Health Zone 11	La Clinica Dental	Tiburcio Vasquez Street Health Teams Zones 3,4,5	AHS Mobile Health	
ACHCH COVID Testing/Vaccination Services	Fruitvale Optical	BACH Street Health Zone 2	HGH Specialty Care	
ACHCH Behavioral Health Staff embedded in TRUST		Abode Street Health Zone 1	HGH Dental Clinic	
Roomkey Nursing				



ACHCH health center served 8,144 patients with 62,592 visits in 2022.

ACHCH Health Center Visits by Type 2022





2022	2021	2020
Patients: 8,144	Patients: 9,993 (including COVID svcs: 11,350)	Patients: 8,299
Visits: 65,246	Visits: 62,592 (+ additional 6,500 COVID tests & vaccine visits)	Visits: 51,423 (+ 3,400 COVID tests)
Medical: 23,103 (3,866 tele)	Medical: 27,216 (7,410 tele)	Medical: 24,059 (6,700 tele)
Telehealth: 14,188 visits	Telehealth: 22,710 visits	Telehealth: 14,155 visits
Enabling: 23,744 visits	Enabling: 24,058 visits	Enabling: 18,765 visits
Behavioral: 8,701 visits; 2,951 tele; 1,492 Patients	Behavioral: 6,368 visits; 4,342 tele; 1,252 Patients	Behavioral: 3,820 visits; 2,601 tele; 549 Patients



2022	2021	2020
AHS Subrecipient: 15,767 Visits; 3,562 Patients Mobile Health: 1033 visit, 448 Px	AHS Subrecipient: 14,627 Visits; 3,562 Px Mobile Health: 616 visit, 561 Px	AHS Subrecipient: 19,993 Visits; 3,308 Px; Mobile: 740 visit/561Px
TRUST Clinic: 17,574 visits, 1,751 px;	TRUST Clinic: 18,703 visits, 1,573 px;	TRUST Clinic: (inc COVID) 18,151 visits, 2,156 px
Street Health: 23,326 visits; 2,636 Patients (includes ACHCH St.Health)	Street Health: 19,305 visits; 2,250 Patients (includes ACHCH)	Street Health: 9,258 visits; 1,503 patients
Shelter Health: 2,731 visits, 1,167 patients	Shelter Health: 5,547 visits, 2,734 patients (includes COVID)	Shelter Health: 4,560 visits, 1,865 patients



2021	2021	2020
Dental: 2582 visits; 883 Patients <ul style="list-style-type: none">• AHS: 758 visits; 467 Patients• Onsite: 1134 visits; 319 patients• La Clinica: 490 visits; 106 patients	Dental 856 Patients in 2,374 visits <ul style="list-style-type: none">• AHS: 372 Patients, 605 visits• La Clinica: 148 Px, 515 visits• Onsite Dental: 339 Px, 1,253 visits	648 Patients, 2157 visits
Optometry: 676 visits; 430 Px <ul style="list-style-type: none">• Fruitvale Opt. 185 visits; 180 px• AHS: 490 visits; 251 patients	Optometry 467 Patients in 719 visits <ul style="list-style-type: none">• AHS: 290 Px, 539 visits• Fruitvale Opt: 177 Px, 180 visits	320 Patients, 855 visits
Medication Assisted Treatment 269 patients	Medication Assisted Treatment 269 patients	284 patients



2022	2021	
<p>Table 5 Total Health Center FTEs 169.86 total FTE</p> <ul style="list-style-type: none"> • ACHCH: 31.33 FTE • AHS: 68.52 FTE • Subawardee/Contractor: 70.02 FTE 	<p>Total Health Center FTEs 155.33 total FTE</p> <ul style="list-style-type: none"> • ACHCH: 25.33 FTE • AHS: 61.62 FTE • Subawardee/Contractor: 63.97 FTE 	
<p>Table 8A Total Health Center Costs: \$23,757,27 Total Costs</p> <ul style="list-style-type: none"> • ACHCH: \$6,123,308 • AHS: \$10,345,056 • Subawardee/Contractor: \$9,330,790 	<p>Total Health Center Costs: \$23,394,032 Total Costs</p> <ul style="list-style-type: none"> • ACHCH: \$5,774,558 • AHS: \$8,271,505 • Subawardee/Contractor: \$9,397,559 	
<p>Table 9D Total Health Center Patient Revenue: Total Patient Charges: \$11,421,835 Total Patient Revenue: \$7,432,322</p> <ul style="list-style-type: none"> • ACHCH: \$0 • AHS: \$4,074,827 • Subawardee/Contractor: \$839,124 	<p>Total Health Center Patient Revenue: Total Patient Charges: \$12,586,266 Total Patient Revenue: \$6,302,838</p> <ul style="list-style-type: none"> • ACHCH: \$0 • AHS: \$3,483,763 • Subawardee/Contractor: \$1,368,427 	
<p>Table 9E: Total Other/Grant Revenue Health Center overall: \$16,696,541</p> <ul style="list-style-type: none"> • ACHCH: \$10,496,383 • AHS: \$5,163,948 • Subawardee/Contractor: \$1,036,209 	<p>Total Other/Grant Revenue Health Center overall: \$13,742,795</p> <ul style="list-style-type: none"> • ACHCH \$9,733,433 • AHS \$3,966,316 • Subawardee/Contractor: \$43,046 	



Key Takeaways for 2022:

Continued growth of ACHCH services, visits and patients:


- **11 Street Health Teams in full operation under ACHCH direction**
 - 2,636 Patients 23,326 visits in 2022; Continued increase 2017-present
 - Large number of Nursing and Enabling visits by Street Health Teams
- **ACHCH Shelter Health:**
 - 1,167 patients in 2,731 visits
 - **ACHCH COVID Services**
 - No COVID testing provided 2022 (test kit distribution)
 - Reduced vaccinations in 2022
 - Most COVID response not reflected in UDS numbers (guidance, rapid response, supply distribution)
- **Continued Expansion of *Enabling Services***
 - **TRUST and Street Health Teams:** More CHW/Case Manager/Health Coach FTEs and services 24,058 enabling visits in 2021 vs. 18,765 visits in 2020
- **Increase in Behavioral Health visits** (psychiatry, psychology, LCSW, MFT and TRUST clinic)



Alameda County **Health Care for the Homeless**



Questions/Discussion?





COVID Funding Update

Award/Donation	Award Amount	Amount Spent (as of 3/30/23)	Amount Remaining (as of 3/30/23)	Status
HRSA – C8E CAPITAL IMPROVEMENT Grant#: C8ECS44537 Start Date 9/15/2021 - End Date 9/14/2024	\$501,714	\$0	\$501,714	AHS Portable Dental Care (\$40K); AHS Shelter Health Mobile Unit vehicle purchase & retrofit (\$100K); AHS Eastmont Wellness Dental Equipment Expansion \$246,000; ACHCH Drug Checking Laboratory Equipment \$80K
HRSA – ARPA 2.8M Grant#: H8FCS40960 Start Date 04/01/2021 - End Date 09/30/2023	\$2,807,875	\$1,940,920	\$866,954	Staff salaries (\$800K), 5 Project Positions (\$1.2M); Purchase AHS EPIC EHR (\$432K); EHR Consultant (\$60K) Pharmacy supplies (\$60K), Environmental Health supplies, consultation (\$100K); Telehealth Street Health contract increases (\$30K); Recuperative Care Leads at Oak/Days (\$150K); Shelter/outreach provider training series (\$40K); bottled water 80K; \$106K ITD consultant
HRSA ECT H8G Expand Vaccination Grant: H8G47711 Start date 12/2022 End Date extend through 6/30/2023	\$137,587	\$0	\$137,587	Pass through \$80K funding to ACPHD to support further ACPHD-led contracted COVID vaccine pop up activities at specified homeless shelters. Additional Funds directed towards ACHCH nursing staff costs.
TOTAL	\$3,447,176	\$1,940,920	\$1,506,256	

COVID FUNDING – PRIOR AWARDS

Award/Donation	Award Amount	Amount Spent	Amount Remaining	Status
HRSA – COVID 64K Grant# H8CCS34248 Ended 3/14/21	\$63,641	\$63,410	CLOSED	Purchased computers/equipment for remote work. Funds also used for pharmacy supplies and staff overtime costs.
NHCHC/CDC Vaccine Ambassadors Project	\$174,500	\$173,000	ENDED	Additional funds not expended directly in VAP program are in Unapplied Receipts.
HRSA – CARES 750K Grant# H8DCS35523 Rebudgeted extension ended 7/31/21	\$750,995	\$750,735	CLOSED	Paid for COVID share of HCH S&EBs and increased Street Health and dental consultant contracts for COVID-related work, AHS expansion. Funds also covered \$32K vehicle purchase, solar chargers, bottled water and pharmacy supplies.
HRSA – ECT 260K Grant# H8ECS37730 Ended 12/31/21	\$260,734	\$260,607	CLOSED	Allocated S&EBs of current staff plus three TAP employees and RN contractor. Also covered biohazard pickup, gift cards and bottled water.
Direct Relief Donation Ended 10/15/20	\$50,000	\$50,000	CLOSED	Purchased tents and food gift cards not covered by HRSA.
Other Donations	\$2,500	\$2,500	CLOSED	Purchased supplies
TOTAL	\$1,300,870	\$1,300,282	\$618 unused funds	